

## Grade 4 Worksheet: Patterns (Difficulty Level :Intermediate)

### Patterns Worksheet for Grade 4

Name: \_\_\_\_\_

Date: \_\_\_\_\_

---

#### Section A: Number Patterns

1. Find the next number in the sequence:











- a) 3, 6, 9, 12, \_\_\_\_, \_\_\_\_
- b) 15, 12, 9, 6, \_\_\_\_, \_\_\_\_
- c) 2, 5, 10, 17, \_\_\_\_, \_\_\_\_
- d) 1, 4, 9, 16, \_\_\_\_, \_\_\_\_

2. Fill in the missing numbers:

- a) \_\_\_\_, 14, 18, 22, 26, \_\_\_\_
  - b) 100, 90, \_\_\_\_, 70, \_\_\_\_, 50
  - c) 7, 14, \_\_\_\_, 28, 35, \_\_\_\_
  - d) 4, 12, \_\_\_\_, 36, \_\_\_\_, 60
- 

#### Section B: Shape Patterns

3. Draw the next two shapes in the pattern:

- a) , , , , \_\_\_\_, \_\_\_\_
- b) , , , , , , \_\_\_\_, \_\_\_\_

4. Complete the pattern by filling in the missing shapes:

- a) , , , , , \_\_\_\_, \_\_\_\_
  - b) , , , , , , \_\_\_\_, \_\_\_\_
- 

#### Section C: Word Patterns

5. Fill in the blanks with the correct letters to complete the pattern:

- a) ABC, ABD, ABE, ABF, \_\_\_\_, \_\_\_\_
- b) CAT, COT, CUT, \_\_\_\_, \_\_\_\_

6. Identify the pattern and write the next two words:

a) ONE, TWO, FOUR, EIGHT, \_\_\_\_, \_\_\_\_

b) DAY, RAY, PAY, \_\_\_\_, \_\_\_\_

---

#### Section D: Challenge Problem

7. Create your own number pattern and explain the rule behind it:

Pattern: \_\_\_\_\_

Rule: \_\_\_\_\_

---

**Answer Key** (for teachers):

- **Section A:** 1) a) 15, 18 b) 3, 0 c) 26, 37 d) 25, 36
- **Section B:** 3) a) ,  b)  $\Delta$ ,  $\Delta$
- **Section C:** 5) a) ABG, ABH b) CUT, BUT
- **Section D:** Answers will vary based on students' responses.

**— BE CHAMPION —**