

Grade 4 Worksheet: Patterns (Difficulty Level :Intermediate)

Patterns Worksheet for Grade 4 – Part 2






















Name: _____

Date: _____

Section A: Number Patterns

- Find the missing numbers:
 - 5, 10, 15, 20, ____, ____
 - 2, 4, 8, 16, ____, ____
 - 30, 27, 24, 21, ____, ____
 - 1, 3, 7, 15, 31, ____, ____
 - Complete the pattern by finding the rule:
 - 12, 17, 22, 27, ____, ____
 - 45, 40, 35, ____, ____, 20
 - 100, 90, 81, 73, ____, ____
 - 5, 10, 20, 40, ____, ____
-

Section B: Shape Patterns

- Draw the next two shapes in the pattern:
 - , , , , , ____, ____
 - , , , , , , ____, ____
 - Identify the missing shape:
 - , , , , ____, 
 - , , , , , ____
-

Section C: Word Patterns

- Continue the word pattern:
 - HAT, BAT, CAT, ____, ____
 - SIT, FIT, KIT, ____, ____

6. Find the pattern rule and complete it:

a) JAM, RAM, SAM, ____, ____

b) MOP, TOP, POP, ____, ____

Section D: Challenge Problem

7. Create and explain a shape pattern:

Pattern: _____

Explanation: _____

Answer Key (for teachers):

- **Section A:** 1) a) 25, 30 b) 32, 64 c) 18, 15 d) 63, 127
- **Section B:** 3) a) ▲, ● b) ●, □
- **Section C:** 5) a) MAT, PAT b) LIT, PIT
- **Section D:** Answers will vary based on students' responses.

— BE CHAMPION —