

Grade 4 Worksheet: Patterns (Difficulty Level : Easy)











Name: _____

Date: _____

Part 1: Number Patterns

- Complete the following number patterns:
 - 4, 8, 12, 16, ____, ____, ____
 - 50, 45, 40, 35, ____, ____, ____
 - 1, 4, 7, 10, ____, ____, ____
 - 2, 6, 10, 14, ____, ____, ____
-

Part 2: Shape Patterns

- Draw the next two shapes in the following patterns:
 - , , , , ____, ____
 - , , , , , , ____, ____
-

Part 3: Letter Patterns

- Fill in the missing letters:
 - B, E, H, K, ____, ____
 - X, V, T, R, ____, ____
-

Part 4: Word Patterns

- Complete the word sequence:
 - red, blue, red, blue, ____, ____
 - car, bike, car, bike, ____, ____
-

Part 5: Skip Counting

5. Fill in the missing numbers:
- a) Skip by 6s: 6, ____, 18, ____, 30, ____
 - b) Skip by 7s: 7, ____, 21, ____, 35, ____
-

Challenge Question

6. Find the rule and complete the pattern:
- a) 1, 4, 9, 16, ____, ____, ____
-

Bonus Activity: Create a Pattern

7. Make your own number pattern and share it with a classmate to solve!

— BE CHAMPION —