

Grade 4 Worksheet: Patterns (Difficulty Level :Intermediate)

Patterns Worksheet for Grade 4 – Part 3

Name: _____

Date: _____

Section A: Number Patterns

1. Find the next numbers in the sequence:

- a) 4, 8, 12, 16, ____, ____
- b) 1, 2, 4, 7, 11, ____, ____
- c) 50, 45, 40, 35, ____, ____
- d) 5, 15, 25, 35, ____, ____

2. Fill in the blanks:

- a) 2, 6, 12, 20, ____, ____
 - b) 100, 80, 60, ____, ____
 - c) 1, 4, 10, 19, ____, ____
 - d) 3, 9, 27, ____, ____
-

Section B: Shape Patterns

3. Draw the next two shapes in the pattern:

- a) , , , , , ____, ____
- b) , , , , , ____, ____

4. Identify the missing shape in the pattern:

- a) , , , , , ____
 - b) , , , , , ____
-

Section C: Word Patterns

5. Complete the word pattern:

- a) PEN, TEN, MEN, ____, ____
- b) RUN, SUN, FUN, ____, ____

6. Find the rule and write the next words:

a) BED, BAD, BID, ____, ____

b) TOP, TAP, TIP, ____, ____





Section D: Create Your Own Pattern

7. Create a number or shape pattern and explain it:

Pattern: _____

Explanation: _____

Answer Key (for teachers):

- **Section A:** 1) a) 20, 24 b) 16, 22 c) 30, 25 d) 45, 55
- **Section B:** 3) a) ,  b) , 
- **Section C:** 5) a) DEN, BEN b) BUN, PUN
- **Section D:** Answers will vary based on students' responses.

— BE CHAMPION —