


Worksheet on Data Handling for Class 1

Name: _____

Date: _____

1. Observe the images and answer the following.




Count and write the number of objects and animals which are:


a. shorter than you _____.

b. taller than you _____.

2. A baker baked doughnuts in different flavours. Look at the pictograph and answer the following questions.



- Which flavoured doughnuts did he bake the most?
 - Which flavoured doughnuts did he bake the least?
 - How many more strawberry-flavoured doughnuts did he bake than orange flavoured doughnuts?
 - Find the total number of doughnuts baked.
3. Look at the number of ice-cream scoops of different flavours sold and answer the questions given below.



- Which flavour of ice cream was sold the most?
- Which flavour of ice cream was sold the least?
- Which flavour was sold two more than the mint chip flavour?
- Which flavour was sold one less than the mango flavour?

- e. Find the total number of ice-cream scoops of the strawberry and vanilla flavours.
- f. How many ice-cream scoops were sold in all?



ORCHIDS[®]
The International School