


## Grade 4 Math: Pictograph Practice Worksheet (Difficulty Level : Easy)





Name: \_\_\_\_\_

Date: \_\_\_\_\_

### Part A: Understanding Pictographs

1. Read the pictograph below and answer the questions.

The pictograph shows the number of apples picked by four children in a day. Each symbol  represents 2 apples.

Child	Number of Apples
John	
Sarah	
Lily	
Tom	

### Questions:

- How many apples did John pick?
- How many apples did Sarah pick?
- How many more apples did Sarah pick than Tom?
- What is the total number of apples picked by all four children?

### Part B: Create a Pictograph

Favorite Sport	Number of Students
Soccer	5
Basketball	3
Tennis	4
Swimming	2

Draw the pictograph here:

Favorite Sport	Number of Students
Soccer	☀ ☀ ☀ ☀ ☀
Basketball	☀ ☀ ☀
Tennis	☀ ☀ ☀ ☀
Swimming	☀ ☀

**Part C: Answer Based on the Pictograph You Created**

- a) Which sport is the most popular?
- b) Which sport is the least popular?
- c) How many students in total like soccer and tennis?
- d) How many students like swimming?

Teacher's Note:

- Ensure students understand that each symbol represents a specific number.
- Encourage students to use addition and subtraction for calculating totals and comparisons.

**— BE CHAMPION—**