


Grade 4 Math: Pictograph Practice Worksheet (Intermediate)






Name: _____

Date: _____

Part A: Understanding Pictographs

1. Read the pictograph below and answer the questions.


The pictograph shows the number of books read by students in a month. Each  symbol represents 5 books.

Student	Books Read
Alice	
Ben	
Clara	
David	
Emma	

Questions:






- How many books did Alice read?
- Who read the most books, and how many did they read?
- How many more books did Emma read than Ben?
- What is the total number of books read by all students?

Part B: Create a Pictograph

2. Create a pictograph based on the data given below. Each symbol  represents 10 apples.

Month	Number of Apples Sold
January	60
February	50
March	40
April	30
May	20

Draw the pictograph here:


Month	Number of Apples Sold
January	
February	
March	
April	
May	

Part C: Answer Based on the Pictograph You Created

3. Answer the questions below based on the pictograph you created.

- How many apples were sold in January?
- In which month were the fewest apples sold?
- How many more apples were sold in January than in May?
- What is the total number of apples sold in the first three months (January, February, March)?

Part D: Create Your Own Pictograph

4. The following table shows the number of different colored shirts sold in a store during the week. Each shirt symbol  represents 5 shirts. Create a pictograph to represent this data.

Shirt Color	Shirts Sold
Red	30
Blue	20
Green	25
Yellow	15
Black	10

Draw the pictograph here:

Shirt Color	Shirts Sold
Red	
Blue	
Green	
Yellow	
Black	

Part E: Answer Based on Your Pictograph

5. Answer the following questions based on your pictograph in Part D.

- a) Which color shirt was sold the most?
- b) How many fewer black shirts were sold than red shirts?
- c) What is the total number of shirts sold for green and yellow combined?
- d) How many more shirts were sold in red than in blue?

— BE CHAMPION —